



SUPERPOINT II

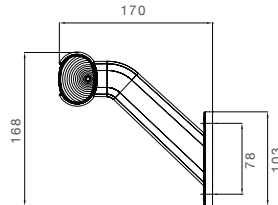


IP 68

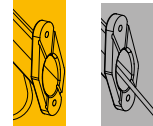

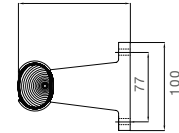
[A1]



[A2]



[B]



| BEST. NR | PART NO | Box | ← | → | Light | V | ZUSATZ | ADD ON | ANSCHLUSS | CONNECTOR | Length | Shape | |
|-------------|---------|-----|---|---|-------|-----|--------|--------|-----------|---------------------------|--------|--------|--|
| 31-3404-014 | 1/- | ● | | | Light | 24V | [A1] | | | | 1,25 m | | |
| 31-3404-104 | -/- | ● | | | Light | 24V | [A1] | | | | 1,80 m | | |
| 31-3404-124 | 1/- | ● | | | Light | 24V | [A1] | | | | 1,25 m | | |
| 31-3404-364 | -/- | ● | | | Light | 24V | [A2] | | | | 1,80 m | | |
| 31-3405-004 | 1/- | ● | | | Light | 24V | [A1] | | | 2 pol. ASS2 2 pin ASS2 | ♀ | 1,75 m | |
| 31-3405-074 | -/- | ● | | | Light | 24V | [A1] | | | 3 pol. ASS3 3 pin ASS3 | ♀ | 1,25 m | |
| 31-3407-114 | 1/- | ● | | | Light | 24V | [A1] | | | 2 pol. ASS2 2 pin ASS2 | ♀ | 0,50 m | |
| 31-3404-004 | 1/- | | ● | | Light | 24V | [A1] | | | | 1,25 m | | |
| 31-3404-064 | 1/- | | ● | | Light | 24V | [A1] | | | | 1,80 m | | |
| 31-3404-114 | -/- | | ● | | Light | 24V | [A1] | | | | 1,80 m | | |
| 31-3404-134 | 1/- | | ● | | Light | 24V | [A1] | | | | 1,30 m | | |
| 31-3406-004 | 1/- | | ● | | Light | 24V | [A1] | | | 2 pol. ASS2 2 pin ASS2 | ♀ | 1,75 m | |
| 31-3406-064 | -/- | | ● | | Light | 24V | [A1] | | | 3 pol. ASS3 3 pin ASS3 | ♀ | 1,25 m | |
| 31-3407-104 | 1/- | | ● | | Light | 24V | [A1] | | | 2 pol. ASS2 2 pin ASS2 | ♀ | 0,50 m | |
| 31-3704-004 | 1/- | ● | ● | | Light | 24V | [B] | | | | 0,50 m | | |
| 31-3704-014 | 1/- | ● | ● | | Light | 24V | [B] | | | | 1,50 m | | |
| 31-3707-024 | 1/- | ● | ● | | Light | 24V | [B] | | | 2 pol. ASS2 2 pin ASS2 | ♀ | 1,75 m | |
| 31-3707-105 | 1/- | ● | | | Light | 24V | [B] | | | 2 pol. ASS2 2 pin ASS2 | ♀ | 2,00 m | |

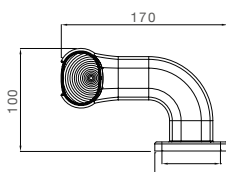


SUPERPOINT II

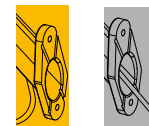
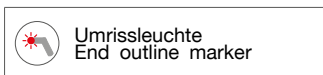
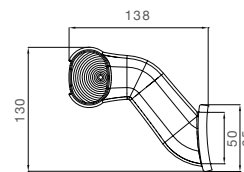
ADR Zone 2

IP 68

[C]



[D]

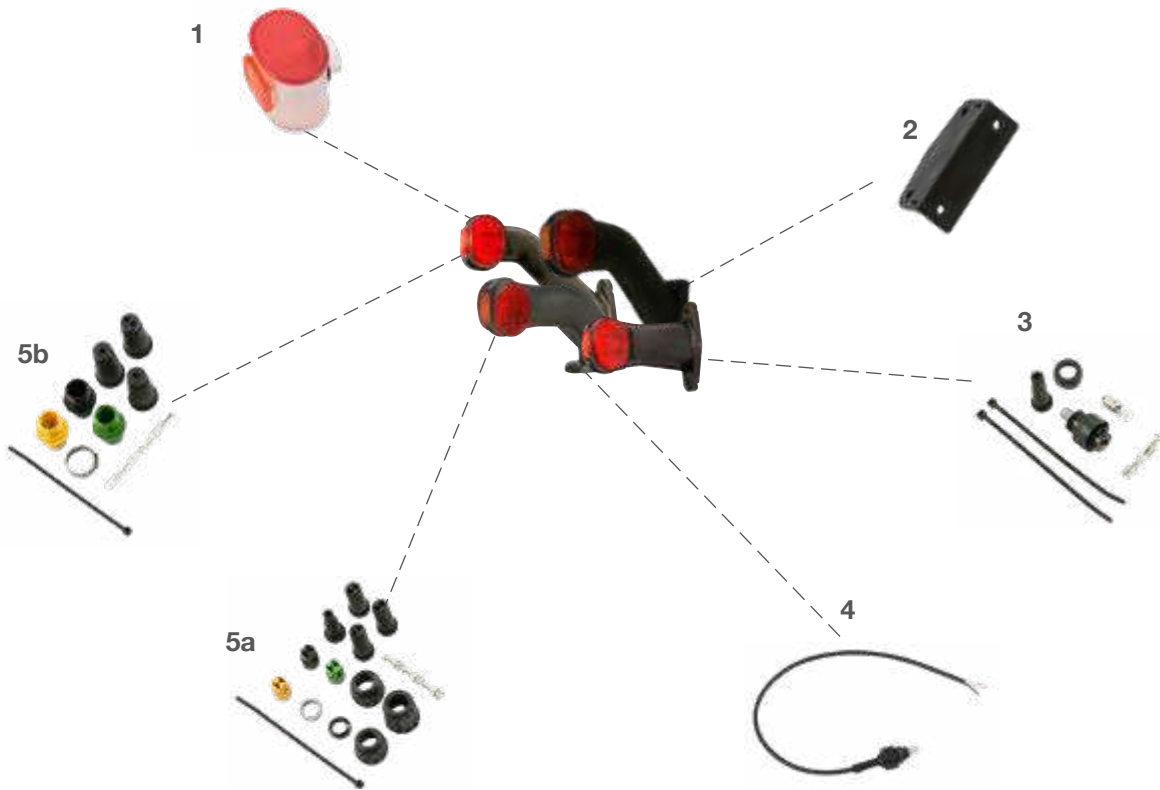


| BEST. NR | | | | | | ZUSATZ | ANSCHLUSS | | |
|-------------|-----|---|---|--|-----|--------|-------------------------------------|---|--------|
| PART NO | | | | | | ADD ON | CONNECTOR | | |
| 31-3707-144 | 1/- | ● | | | 24V | [B] | 2 pol. ASS2 2 pin ASS2 | ♀ | 0,50 m |
| 31-3793-004 | -/- | ● | | | 24V | [B] | 2 pol. Superseal 2 pin Superseal | ♀ | 0,50 m |
| 31-3707-095 | -/- | | ● | | 24V | [B] | 2 pol. ASS2 2 pin ASS2 | ♀ | 2,00 m |
| 31-3707-134 | 1/- | | ● | | 24V | [B] | 2 pol. ASS2 2 pin ASS2 | ♀ | 0,50 m |
| 31-3792-004 | -/- | | ● | | 24V | [B] | 2 pol. Superseal 2 pin Superseal | ♀ | 0,50 m |
| 31-3804-014 | 1/- | ● | | | 24V | [C] | P&R | | 1,40 m |
| 31-3805-004 | 1/- | ● | | | 24V | [C] | 2 pol. ASS2 2 pin ASS2 | ♀ | 1,75 m |
| 31-3805-024 | -/- | ● | | | 24V | [C] | 2 pol. ASS3 2 pin ASS3 | ♀ | 1,75 m |
| 31-3804-004 | 1/- | | ● | | 24V | [C] | P&R | | 1,40 m |
| 31-3806-004 | 1/- | | ● | | 24V | [C] | 2 pol. ASS2 2 pin ASS2 | ♀ | 1,75 m |
| 31-3806-024 | -/- | | ● | | 24V | [C] | 2 pol. ASS3 2 pin ASS3 | ♀ | 1,75 m |
| 31-3604-044 | 1/- | | ● | | 24V | [D] | P&R | | 1,40 m |
| 31-3606-004 | 1/- | | ● | | 24V | [D] | 2 pol. ASS2 2 pin ASS2 | ♀ | 1,75 m |
| 31-3608-004 | 1/- | | ● | | 24V | [D] | offenes Ende open end | | 0,45 m |
| 31-3604-054 | 1/- | ● | | | 24V | [D] | P&R | | 1,40 m |
| 31-3605-004 | 1/- | ● | | | 24V | [D] | 2 pol. ASS2 2 pin ASS2 | ♀ | 1,70 m |
| 31-3608-014 | 1/- | ● | | | 24V | [D] | offenes Ende open end | | 0,45 m |



SUPERPOINT II

ZUBEHÖR / ACCESSORIES



1 Lichtscheibe | lens
rot/weiß/orange
red/white/orange
..... 18-8136-004

2 Befestigungswinkel für Leuchtarm |
angle bracket for end outline marker
..... 15-5313-004

3 gerade Anschluss | straight connector
..... 15-2128-544

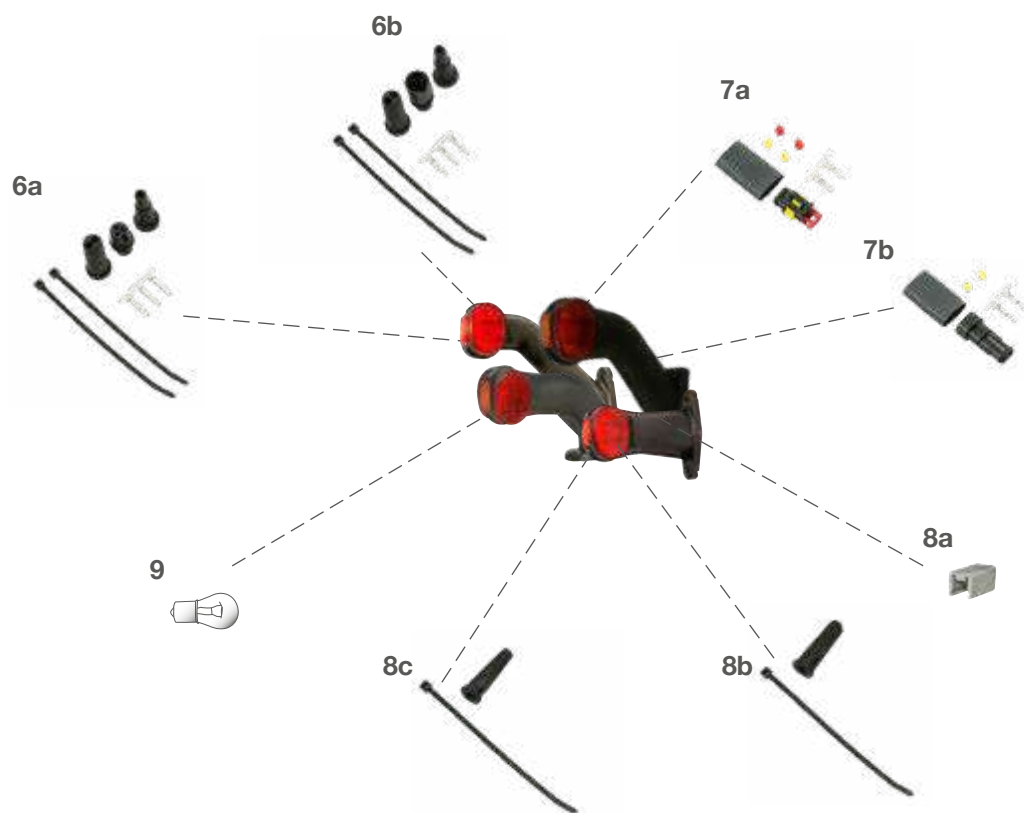
4 Glühlampenanschluss | bulb connection
inkl. Glühlampe und 0,5 m Kabel
including bulb and 0,5 m cable
..... 31-2800-004

5 ASS1 & ASS2 Verbinder |
ASS1 & ASS2 connector
(a) 2 pol. weiblich
2 pin female 13-5626-401
(b) 2 pol. männlich
2 pin male 13-5625-991



SUPERPOINT II

ZUBEHÖR / ACCESSORIES



6 ASS3 Verbinder | ASS3 connector

- (a) 3 pol. weiblich
 3 pin female 13-0322-281
- (b) 3 pol. männlich
 3 pin male 13-0332-281

7 Superseal Verbinder | Superseal connector

- (a) 2 pol. weiblich
 2 pin female 15-7002-044
- (b) 2 pol. männlich
 2 pin male 15-7002-054

8 für P&R Verbinder | for P&R connector

- (a) Verschlusskappen
 caps 15-5971-014
- (b) Endkappen rund
 end caps round 15-5983-024
- (c) Endkappen eckig
 end caps square 15-5729-014

9 Glühlampe | bulb

- 24V 4W 16-6304-027